



ROUGH TERRAIN TELEHANDLERS

CUSTOMERS FIRST. ALWAYS.

PARTNERING FOR SUCCESS

Our dedication to lifting you higher extends well beyond the physical reach of our products. We thrive on building satisfying customer relationships founded on the idea of partnership. Because you, our customer, are at the center of everything we do.

Since 1966, we've been developing products to solve your worksite challenges — and that process never ends. Our team of product managers and engineers uses your input to design new products, featuring the latest technology to meet your changing needs. Then we manufacture those products to stringent standards that help increase quality, lower costs and give you exceptional value for years to come.

PROVIDING SUPERIOR VALUE

Our commitment doesn't end with the sale. Our dedicated service teams are available 24 hours a day, 365 days a year to provide support when you need it most. Our extensive parts network ships most parts within 24 hours, too. Simply put, we're always working to help maximize your "up time" so you can be more successful.

Genie is driven by one goal: doing the right thing, at the right time for our customers. That's not just what we do; it's who we are. So tell us what you need. We're listening.



Genie
A TEREX BRAND

SETTING THE STANDARD

Genie manufactures some of the most advanced, highest-valued lift equipment in the industry. Genie distinctive blue lifts set the standard for performance and durability — not to mention support from people who understand your business.



MULTIPLY YOUR RETURN WITH **MULTI-PURPOSE PRODUCTIVITY**

You can buy a range of machines to lift, move and place materials, or you can save money with one highly advanced multi-purpose tool — the Genie® telehandler. With outstanding design and performance, Genie® telehandlers provide all-around utility to answer all your work site needs. Available in four power-packed models, Genie® telehandlers offer exactly what you need for productivity in limited-access areas or applications where a high reach is needed. With a wide range of available attachments, Genie® telehandlers have you covered for every job.

Genie® telehandlers deliver amazing value through their versatility.

AN INVESTMENT IN VERSATILITY

Lift. Move. Place. Genie® compact rough terrain telehandlers are the perfect choice for tasks both large and small. Easy to maneuver and convenient to service, with a variety of rugged attachments, Genie® compact rough terrain telehandlers meet the needs of most construction, masonry, landscape and farming applications.



MULTI-FUNCTION AT MULTIPLE SITES

The infinitely variable hydrostatic transmission and four-wheel drive let Genie® compact telehandlers operate on almost any worksite. Three steering modes, including front wheel, coordinated and crab steer, provide a tight turning radius for increased maneuverability.

ENHANCED PRODUCTIVITY


Operators can easily tailor the auxiliary hydraulics to meet the needs of the attachment being used. Genie® compact telehandlers are equipped with a standard auxiliary hydraulic system that offers continuous or proportional flow control and full reversible flow to the boom tip.

USER-FRIENDLY CONTROLS

The spacious cab with tilt steering is just the beginning of operator comfort. Users will also quickly become comfortable with the easy-to-use, multi-function joystick that provides fast, precise positioning with minimal operator effort.



**Genie® telehandlers are a
cost-effective investment for worksites.**




DESIGNED FOR SERVICEABILITY

Interchangeable, common components plus easy no-tool access to daily inspection points make Genie® telehandlers as straightforward to service as they are to use.

COMPACT MANUEVERABILITY

Lightweight and compact, Genie® telehandlers are simple to transport to the jobsite and easy to maneuver once you're there. Built to maximize mobility, Genie® compact telehandlers get the job done in tight areas with the capacity to lift up to 5,500 lbs (2,500 kg).



COMPACT ROUGH TERRAIN MODELS AVAILABLE


GTH™-5519

EXPAND YOUR OPTIONS

Get more and do more without having to buy additional machinery. Just add one, two or more of the available attachments for your Genie® compact rough terrain telehandler to get more productivity from a single unit. Attachments and accessories add job flexibility and improve efficiency.

AVAILABLE FOR

GTH™-5519



GENIE® QUICK-ATTACH™ SYSTEM

The manual Genie® Quick-Attach™ system comes standard, allowing fast and easy attachment connection. Or choose the optional hydraulic Quick-Attach™ system to connect and lock on attachments in seconds from the comfort of your cab.



UNIVERSAL SKID STEER ADAPTER

This option allows you to pull up and attach to a wide variety of skid steer type attachments in just seconds, reducing your overall equipment costs and increasing the versatility of your fleet.



INDUSTRIAL GRAPPLE BUCKET

This bucket clamps down to grab the load for easy and secure transport of hard-to-handle materials.



HEAVY-DUTY MULTI-PURPOSE BUCKET

Equipped with a bolt-on cutting edge perfect for a variety of applications, the multi-purpose bucket attachment optimizes worksite productivity.






TRUSS BOOM

The perfect solution for overhead lifting, the truss boom provides an extra 6 ft (1.83 m) of range to lift items such as trusses or bulky materials into place.



FULLY ENCLOSED CAB

Increase operator comfort and decrease fatigue in a clean, dry, quiet cab with standard windshield washer, as well as a heater and defroster for cold climates. Front window doubles as an emergency exit. Left and rear windows open for ventilation. Air conditioning is also available as an option.



WORK LIGHTS PACKAGE

Increase productivity in low-light conditions with an optional boom work light, which functions as a headlight, and a rear cab-mounted work light for visibility when maneuvering the machine into place.



ROAD LIGHTS PACKAGE

Road lights package includes turn indicators and headlights, one reverse light and two rear lights for stop, turn and tail light functions.



ADDITIONAL OPTIONS AND ACCESSORIES

- Cab air conditioner (call factory for lead time, not available for field installation)
- Foam-filled tires
- Semi-pneumatic solid rough terrain tires
- Flashing beacons
- Adjustable suspension seat

Availability of accessories and options varies depending on model and/or country standards.

POWER TO PERFORM

Genie® 6,000 lb (2722 kg) and 8,000 lb (3629 kg) capacity high reach rough terrain telehandlers are available in two models with a maximum lifting height of 44 ft (13.41 m), so you can increase productivity on jobsites ranging from new construction of multi-story buildings to masonry. Even more, powerful features such as four-wheel drive and a turbocharged diesel engine provide reliable performance in the most rugged conditions.

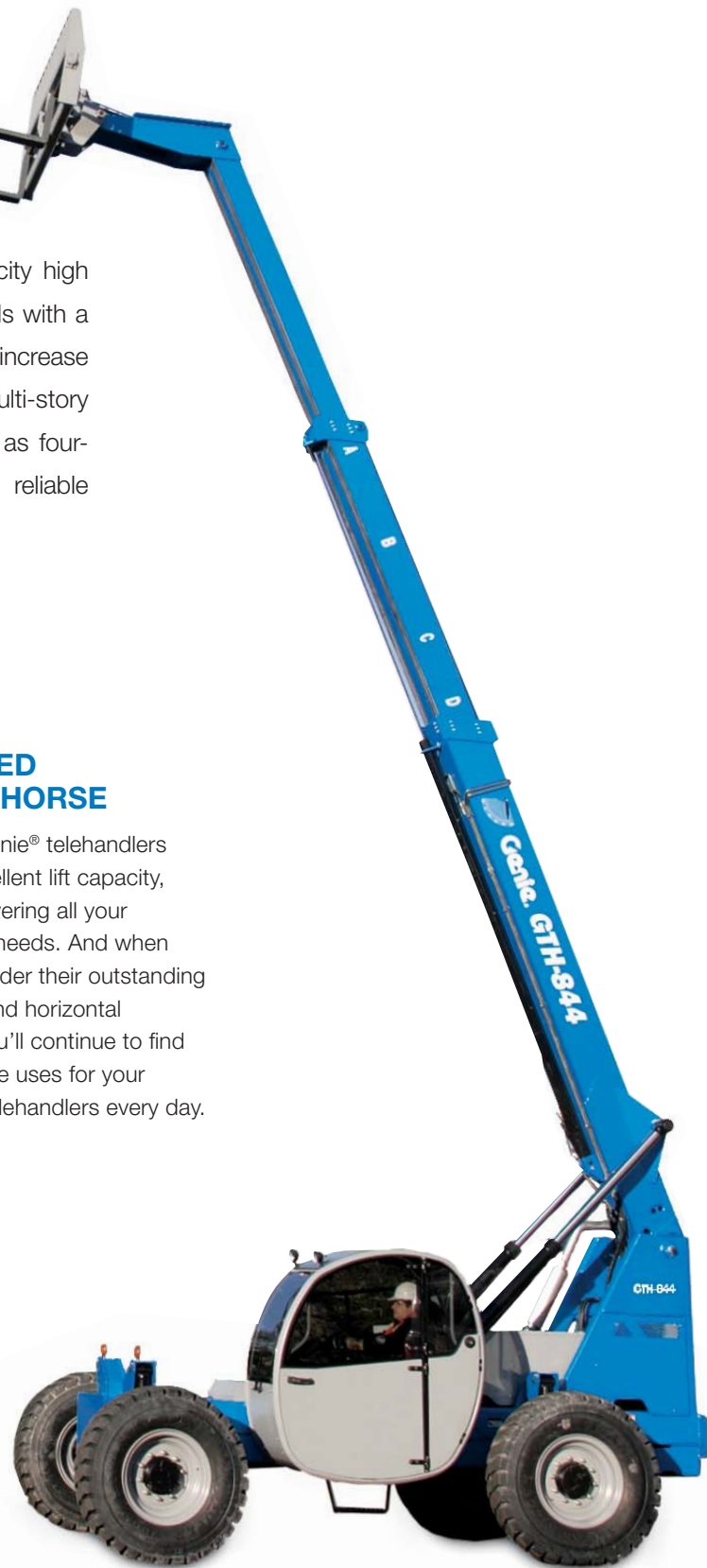


ROOMY CONTROL

Step inside the cab and the combination of operator comfort and precision control is obvious. The comfortable cab offers excellent visibility, and the easy-to-use, multi-function proportional joystick provides fast, precise positioning of the boom and forks.

RUGGED WORKHORSE

These Genie® telehandlers offer excellent lift capacity, easily covering all your worksite needs. And when you consider their outstanding vertical and horizontal reach, you'll continue to find productive uses for your Genie® telehandlers every day.



Genie® telehandlers maximize worksite productivity through efficient movement of material.



FIRST ON THE JOB, LAST TO LEAVE

High reach rough terrain telehandlers are the perfect heavy-duty choice for loading, unloading, moving and placing loads or materials throughout any worksite. Great for preparing a worksite, these telehandlers are often the first on the job. And with their exceptional cleanup capabilities, they'll be the last to leave the jobsite as well.



BUILT-IN VALUE

Top-quality parts and rugged design make Genie® models an industry favorite for long-term use and value. Interchangeable, common components plus easy no-tool access to daily inspection points make Genie® telehandlers as easy to service as they are to use.

SUPERIOR HANDLING

Climb hills or power through rough terrain with low-end torque, four-wheel drive, four-wheel steering and an easy-to-use power shift transmission with three speeds forward and reverse.

A frame-leveling chassis also allows you to pick up or place loads on up to 10° side slopes.



HIGH REACH ROUGH TERRAIN MODELS AVAILABLE

GTH™-644

GTH™-844

MAXIMIZE YOUR REACH

The Genie® 10,000 lb (4536 kg) capacity high reach rough terrain telehandler has the reach and performance capabilities for demanding jobs. The GTH-1056 offers you a lifting height of 56 ft 10 in (17.32 m), while a spacious cab and responsive controls enhance operator comfort.



TWIN AXLE-MOUNTED STABILIZERS

Increase your productivity and lift capacity with standard twin-axle mounted stabilizers. These stabilizers allow the operator to maintain frame leveling capability while deployed. Conveniently located stabilizer controls allow you to deploy them from the comfort of the cab.

POWERFUL PERFORMANCE

A powerful turbocharged diesel engine and powershift transmission coupled with four-wheel drive improve the terrainability and overall performance of these models. Expanded engine options include a Tier III Perkins 123 hp and a Tier III John Deere 125 hp engine. A frame leveling feature, with 10° side to side leveling capability, keeps the chassis level while on slopes, allowing you to work on challenging jobsites.



The GTH™-1056 lifts up to 3,000 lbs (1361 kg) at its maximum reach of 42 ft (12.80 m).



INCREASED LIFT CAPACITY AT REACH

Heavy loads like steel, masonry and bricks are no trouble for these rough terrain telehandlers. The GTH™-1056 provides up to 3,000 lbs (1,361 kg) of lift capacity at a maximum forward reach of 42 ft (12.80 m), allowing you to move substantial loads over obstacles.


COMPACT MOBILITY

The sleek, compact GTH™-1056 delivers an outside turning radius of 13 ft 3 in (4.04 m), making it easy to maneuver on congested jobsites without compromising your reach and lifting capabilities. Three selectable steering modes (crab, front wheel and coordinated) and superior ground clearance also expand your options to position yourself exactly where you need to be.



OPERATOR COMFORT AND CONTROL

Experience exceptional control and comfort from the spacious newly designed cab. Simple, logical controls respond to your every command. The single hydraulically piloted multi-functional joystick, with integrated frame leveling control, allows you to control the boom and level the machine, up to 10° either side, without taking your hand off the joystick. Efficient operation is provided through easy to use controls, and diagnostic gauges and load charts positioned with the operator in mind. Excellent jobsite visibility is apparent whether you're sitting in a standard open cab or a closed cab fitted with easy to replace flat glass.



SUPERIOR SERVICEABILITY

Easy no-tool access to daily inspection and service points make Genie® high reach rough terrain telehandlers easy to service and manage. Test ports are conveniently located at the main function manifold so that one qualified technician can easily check and test all hydraulic functions from the comfort of the cab.

HIGH REACH ROUGH TERRAIN MODELS AVAILABLE

GTH™-1056

ADD VERSATILITY AND ADD PROFITS

The tremendous jobsite flexibility of Genie® high reach rough terrain telehandlers is just the beginning. Add one, two or more of the available attachments and you'll be ready for just about any application that arises. You'll increase productivity from a single unit, all while improving your bottom line.

AVAILABLE FOR

GTH™-644

GTH™-844

GTH™-1056



TRUSS BOOM

A 14 ft (4.27 m) variable reach truss boom provides extra vertical and horizontal reach to lift and place large, bulky loads such as roof trusses, frames and beams.



PALLET AND FULL TAPER FORKS

Transport loads easily with standard 48 in (122 cm) forks and carriage. Or, select 60 or 72 in (152 or 183 cm) pallet forks or 60 in (152 cm) full taper forks to match your jobsite needs.



LUMBER FORKS

60 in (152 cm) lumber forks make it easier to transport all types of building materials and lumber around the construction site.



CUBING TINES

Speed up and simplify projects with the cubing tines attachment — perfect for masonry materials such as bricks or blocks. Choose tines only or purchase with the standard pallet forks. Cubing tines are 2 x 2 x 48 in (5 x 5 x 122 cm).



FULLY ENCLOSED CAB

Make all-weather operation possible with this fully enclosed cab equipped with windshield washer and wipers for visibility on rainy days, a standard heater/defroster to keep operators comfortable in cold climates, and windows that can be opened on both sides of the cab for increased ventilation. (Available with or without air conditioning on most models.)

TELEHANDLERS | HIGH REACH ROUGH TERRAIN OPTIONS AND ACCESSORIES



FORK FRAMES

Expand your efficiency with fork frames for handling bulky materials and palletized loads. Choose 48, 60 or 72 in (122, 152 or 183 cm) wide frames.



SWING CARRIAGE

When a straight-on payload is not feasible, use this attachment to swing the carriage away from the centerline of the boom. Swings 45° left and 45° right.



ROTATE CARRIAGE

Allows up to 10° of carriage rotation clockwise and counter-clockwise for picking up or placing a load on a surface that's not level.



RUBBISH BUCKET

The rubbish bucket provides 1 yd³ (.76 m³) of capacity. It is ideal for cleanup, loading, and carrying and dumping debris.





FENDERS

Streamlined, rugged fenders provide increased protection from mud and debris.



ROCK LUG TIRES

Proven design increases durability and helps extend tire life in rough work environments.



WORK LIGHTS

Increase productivity in low light conditions with optional halogen work lights on top of the cab, which function as headlights. This option also comes standard with back-up lights and taillights.



ROAD LIGHTS

Illuminate your route with this option that includes two cab-mounted lights in front, along with two front turn signal lights, back-up light and taillight. Great for working in congested areas.

ADDITIONAL OPTIONS AND ACCESSORIES

CAB

- Air conditioning
- Defroster fan
- Heater
- Right side sliding window
- Washer and wiper
- Glass over skylight bars*
- Front window*
- Front screen*
- Right side screen*
- Adjustable suspension seat
- Dual joystick controls
- Front axle differential lock (Optional on GTH™-644 only. Standard on all other models.)

* Add-ons for open canopy.

ENGINE

- 99 hp (73.8 kW) John Deere turbo-charged diesel engine (GTH™-644 and GTH™-844 only)
- 99 hp (73.8 kW) Perkins turbo-charged diesel engine (GTH™-644 and GTH™-844 only)
- 99 hp (73.8 kW) Deutz turbo-charged diesel engine (GTH™-644 and GTH™-844 only)
- 125 hp John Deere turbo-charged diesel engine (GTH™-1056 only)
- 123 hp Perkins turbo-charged diesel engine (GTH™-1056 only)
- Electric ether aid (John Deere engine)
- Electric block heater
- Intake air heater (Deutz only)

ACCESSORIES

- Quick attach
- Flashing beacon
- Auxiliary hydraulic circuit to boom tip
- Fenders (set of 4)
- Foam-filled rough terrain tires
- Foam-filled rock lug tires
- Air-filled tires (standard on GTH™-1056)
- Mounted fire extinguisher

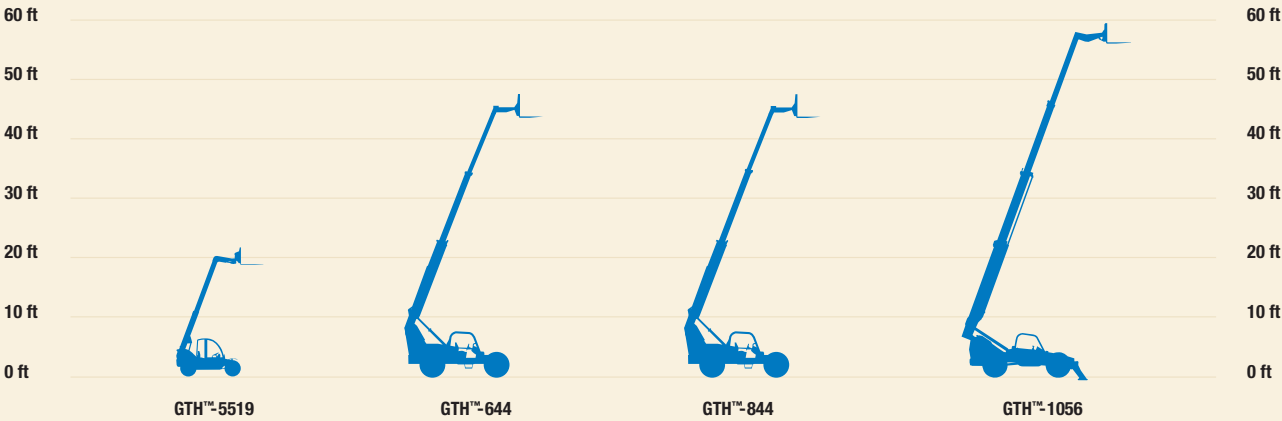
Availability of accessories and options varies depending on model and/or country standards.

SPECIFICATIONS

TELEHANDLERS

MODEL	MAXIMUM LIFT CAPACITY		MAXIMUM LIFTING HEIGHT		MAXIMUM FORWARD REACH		OPERATING WEIGHT*	
	US	Metric	US	Metric	US	Metric	US	Metric
COMPACT ROUGH TERRAIN								
GTH™-5519	5,500 lbs	2,500 kg	19 ft	5.79 m	11 ft	3.35 m	9,820 lbs	4,454 kg
HIGH REACH ROUGH TERRAIN								
GTH™-644	6,000 lbs	2,722 kg	44 ft	13.41 m	27 ft	8.23 m	21,500 lbs	9,752 kg
GTH™-844	8,000 lbs	3,629 kg	44 ft	13.41 m	27 ft	8.23 m	22,500 lbs	10,206 kg
GTH™-1056	10,000 lbs	4,536 kg	56 ft 10 in	17.32 m	42 ft	12.80 m	30,000 lbs	13,608 kg

*Weight will vary depending on options and/or country standards.





GENIE HAS YOU COVERED

Genie
A TEREX BRAND

18340 NE 76th Street, P.O. Box 97030, Redmond, Washington 98073-9730
Telephone **+1 (425) 881-1800** • Toll Free in USA/Canada **+1 800-536-1800** • Fax +1 (425) 883-3475
www.genieindustries.com

WORLDWIDE MANUFACTURING AND DISTRIBUTION

Australia • Brazil • Caribbean • Central America • China • France • Germany • Italy • Japan • Korea • Mexico
Southeast Asia • Spain • Sweden • United Arab Emirates • United Kingdom • United States

Effective Date: July, 2010. Product specifications and prices are subject to change without notice or obligation. The photographs and/or drawings in this document are for illustrative purposes only. Refer to the appropriate Operator's Manual for instructions on the proper use of this equipment. Failure to follow the appropriate Operator's Manual when using our equipment or to otherwise act irresponsibly may result in serious injury or death. The only warranty applicable to our equipment is the standard written warranty applicable to the particular product and sale and we make no other warranty, express or implied. Products and services listed may be trademarks, service marks or trade-names of Terex Corporation, Genie Industries, Inc. and/or their subsidiaries in the U.S.A. and many other countries. All rights are reserved. Terex is a Registered Trademark of Terex Corporation in the U.S.A. and many other countries. Genie is a Registered Trademark of Genie Industries, Inc. in the U.S.A. and many other countries. Genie is a Terex Brand. © 2010 Terex Corporation. Telehandler Family 5K 0109J. Part No. 109424.